

Small urban lots place many constraints on plant selection. Columnar plants can be strategic solutions for these situations. In addition, tall and narrow shapes provide a very strong structural element to gardens of all sizes. The following list offers some suggestions of columnar to conical (cone-shaped) plants for a tight area.

Plants are subject to seasonal availability.

Plants with an * are evergreen.

PLANTS 10' TALL & UNDER

**Buxus semp.* 'Graham Blandy'- A narrow form of English boxwood. Grows 3-6"/year in height. But is no wider than 3'. Full sun to part shade.

Berberis thunbergii 'Helmond Pillar'- A deciduous barberry with dark maroon leaves. It matures at 4-5' tall and 2' wide. Requires full sun.

**Chamaecyparis lawsoniana* 'Blue Surprise'- Soft, feathery, powder blue foliage with purple tints in winter. Matures at 8' tall and 2-3' wide. Full sun and excellent drainage.

**Chamaecyparis pisifera* 'Boulevard'- Very soft blue, curly foliage with purple tints in winter. Slow to 8-12' tall and 4-6' wide. Full sun, good drainage.

**Chamaecyparis thyoides* 'Red Star'- Tiny, green, star shaped foliage turns maroon in winter. Slow growing dwarf conifer (1-3"/year) stays narrow. Requires full sun. Tolerant of many soil types.

**Ilex crenata* 'Sky Sentry', or 'Sky Pencil'- Small, rounded, glossy leaves and black berries. Slow growing to 10' tall and 1½' wide. Needs full to partial sun.

**Juniperus communis* 'Compressa'- Conical, with grey-green foliage. Slow growing (3-6"/year) reaching 2' tall and 6" wide in ten years.

**Juniperus communis* 'Gold Cone'- Bright yellow foliage in spring and summer. Grows 3-6"/year reaching 6' tall and 2' wide. Needs full sun and good drainage.


**Picea glauca* 'Conica'- Dwarf Alberta Spruce. Cone-shaped plant with compact foliage. Grows 3"/year, to 8'-12' tall and 3-5' wide. Requires full sun.

**Pinus sylvestris* 'Sentinel'- A dwarf, narrow form of Scott's pine with bluish needles and reddish bark. Slow growing to 4' tall and 1' wide in ten years. Needs full sun and good drainage.

**Taxus baccata* 'Amersfoort'- An unusual yew with stubby, wide needles and distinctive structure. Grows 1-3"/year (no information on mature size). Full sun to partial shade.

**Taxus x media* 'Beanpole'- A dense pillar of dark green foliage. Very slow growing (1-3"/year) indefinitely. Full sun to part shade. Protect from severe winter winds.

**Thuja occidentalis* 'Degroot's Spire'- Very narrow form of arborvitae with spirally arranged foliage. Grows 6-12"/yr indefinitely. 8' tall and 1' wide in ten years. Full sun to partial shade.



PLANTS 10-20' TALL

**Chamaecyparis obtusa* 'Gracilis'- Slender Hinoki Cypress. Artistic structure complimented by dark green, fan-like foliage. Grows 3-6"/year reaching 20' tall and 4-5' wide. It can reach 30' in time. Full sun to part shade. Good drainage.

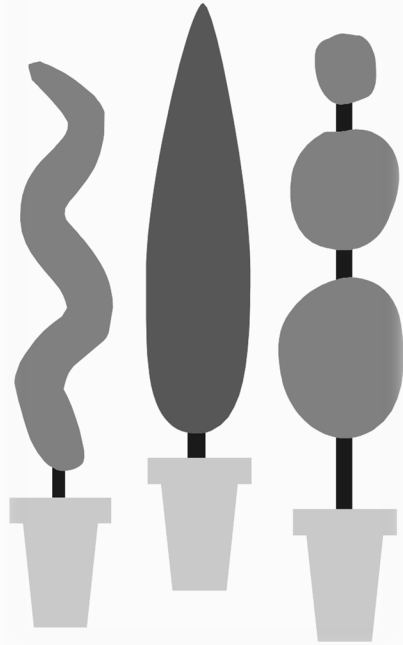
Columnar Apples - An apple that reaches 12' tall and 3' wide. White flowers with a pink blush in spring and colorful, edible fruits in the fall. Three varieties available: 'Golden Sentinel', 'North Pole', and 'Scarlet Sentinel'. Full sun.

**Ilex vomitoria* 'Will Flemming'- A dense column of tiny, shiny, dark green leaves. Grows 6-12"/year reaching 15' tall and 2-3' wide. Full sun to partial shade.

**Juniperus scopulorum* 'Skyrocket'- Silvery blue spire of scaly foliage. Grows 12"/year reaching 10-15' tall and 3-5' wide. Full sun and good drainage.

**Juniperus scopulorum* 'Moonglow'- Intense silver blue foliage creates a dense pyramid. Grows 12"/year reaching 15-20' tall and 5-8' wide. Full sun.

Laburnum anagyroides 'Sunspire'- Columnar Golden Chain Tree. Deciduous, three lobed leaves and clusters of bright yellow pea-shaped flowers in early summer. Green bark. Slow grower, 12-15' tall and 5-8' wide. Full sun.



10-20' TALL CONTINUED

**Pinus sylvestris* 'Fastigata'- Narrow form of Scots pine. Thick blue green needles and reddish bark are a nice contrast. Grows 12"/year reaching 20' tall and 3-4' wide. Full sun and good drainage.

**Taxus baccata* 'Stricta'- Irish Yew. Dark green spire. Slow growing (3-6"/year) eventually to 20' tall and 3-5' wide. Full sun to partial shade. Good drainage.

**Thuja occidentalis* 'Holmstrup'- Compact, dark green foliage. Grows 6-12"/year. Conical habit, 8-12' tall, 4-5' wide at base. Full sun to partial shade.

Plants with an * are evergreen.

PLANTS OVER 20' TALL

Acer rubrum 'Bowhall'- Narrow form of red maple. Bright red fall color. Grows 1.7'/year. Matures at 40-50' tall and 10-15' wide. Full sun.


Carpinus betulus 'Franz Fontaine'- Hornbeam. A dense pyramid of textured leaves. Reaches 30' tall and 15' wide. Full sun.

**Cupressus sempervirens* 'Tiny Tower', and 'Stricta'- Italian Cypress. A classic in columnar plants. 'Tiny Tower' reaches 25' tall and 3-4' wide. 'Stricta' reaches 40-60' tall and 3-5' wide. Excellent drainage, shelter from severe winds and cold. Full sun.

Fagus sylvatica 'Red Obelisk'- One of several beech cultivars that are narrow. Maroon leaves in summer. Grows to 35' tall and 8' wide. Full sun.

Koelreuteria paniculata 'Fastigiata'- Golden Rain tree. Feathery deciduous foliage is topped by sprays of yellow flowers in summer. Fast growing to 35' tall and 6' wide. Easy. Full sun.

**Pinus flexilis* 'Vanderwolf's Pyramid'- A soft pine with striking steel blue needles. Grows 16"/year. Reaches 30'+ tall and 10-15' wide. Full sun and good drainage.



Columnar Plants

Narrow Choices



For Tight Spots

PORTLAND
NURSERY
www.portlandnursery.com