





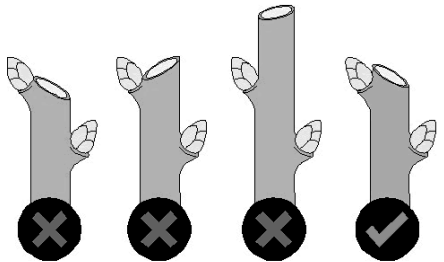


WINTER 	SPRING 	SUMMER 	FALL 	After Flowering 
<p>Acer-<i>Maple</i> Actinidia-<i>Kiwi</i> Amelanchier-<i>Serviceberry</i> Berberis-<i>Barberry</i> Betula-<i>Birch</i> Campsis-<i>Trumpet Creeper</i> Carpinus-<i>Hornbeam</i> Celastrus-<i>Bittersweet</i> Chimonanthus-<i>Wintersweet</i> Cornus-<i>Dogwood</i> Corylus-<i>Filbert</i> Cotoneaster Euonymus Malus-<i>Crabapple</i> Sambucus-<i>Elderberry</i> Stauntonia Wisteria</p> <p><i>Roses - Presidents Day</i></p> 	<p>Abelia Albizia-<i>Mimosa as growth begins</i> Aucuba Callicarpa-<i>Beautyberry</i> Camellia Campsis-<i>Trumpet Creeper</i> Caryopteris-<i>Bluebeard</i> Ceanothus-<i>California Lilac</i> Clerodendron-<i>Glorybower before growth</i> Cistus-<i>Rockrose</i> Cornus alba-<i>Tatarian Dogwood</i> Cotinus-<i>Smoke Tree</i> Evergreen ferns Hamamelis-<i>Witch Hazel</i> Hibiscus-<i>late spring</i> Lavatera-<i>Tree Mallow</i> Lavendula-<i>Lavendar</i> Leycesteria-<i>Himalayan Honeysuckle</i> Lonicera nitida-<i>Box Honeysuckle</i> Ornamental grasses Photinia Pinus-<i>Pine when candling</i> Pyracantha-<i>Firethorn</i> Salix caprea-<i>French Pussy Willow</i> Santolina Spiraea Trachelospermum-<i>Confederate Jasmine</i></p>	<p>Buxus-<i>Boxwood</i> Chaenomeles-<i>Quince early summer</i> Cornus mas-<i>Cornelian Cherry</i> Ilex-<i>Holly</i> Wisteria</p> <div data-bbox="898 630 1381 1023" style="border: 1px solid black; padding: 10px; text-align: center;">  <p>Proper pruning cut</p> </div> <p>****We have separate handouts on pruning fruit trees and small fruits. Please see our Information desk.</p> <p>** Conifer pruning is often species dependant, please use references for detail.</p>	<p>Buxus-<i>Boxwood</i> Carpinus-<i>Hornbeam</i> Cornus-<i>Dogwood</i> Malus-<i>Crabapple</i> Parthenocissus-<i>Boston Ivy</i> Paeonia suffruticosa-<i>Tree Peony</i></p>	<p>Akebia Azalea Buddliea-<i>Butterfly Bush</i> Choisya-<i>Mexican Orange</i> Deutzia Elaeagnus-<i>Russian Olive, Silverberry</i> Escallonia Euphorbia-<i>Spurge</i> Forsythia Helianthemum-<i>Sunrose</i> Hibiscus Hydrangea Jasminum-<i>Jasmine</i> <i>Kerria</i> Kolkwitzia-<i>Beauty Bush</i> Lonicera japonica-<i>Honeysuckle</i> Magnolia Mahonia-<i>Oregon Grape</i> Passiflora-<i>Passionflower</i> Philadelphus-<i>Mock Orange</i> Pieris Rhododendron Ribes-<i>Currant</i> Rosemary Schizophragma-<i>Climbing Hydrangea</i> Syringa-<i>Lilac</i> Viburnum-<i>has specific pruning requirements</i> Weigela Wisteria</p>



INTRODUCTION

Here in the Portland area, we can grow a great diversity of plants. A large part of keeping these plants in shape is the task of pruning. This pamphlet lists general pruning times for a large range of trees, shrubs and vines. Keep in mind that pruning times are determined by the cycle of the plant, *not necessarily the season of the year*. For specific plants that are not listed here, please refer to the references given on the back of this pamphlet.

GENERAL RULES THAT ARE FOLLOWED FOR ALL PRUNING

- **Rule #1:** always cut at a 45° angle so water cannot pool on the cut and cause rot (see diagram).
- **Rule#2:** Never remove more than 1/3 of the plant in one session.
- **Rule #3:** Always be sure that the tool you are using is sharp. A sharp tool will make the job easier and keep the wounds clean.

Happy Pruning!

GENERAL PRUNING GUIDELINES

Early blooming plants are generally pruned after flowering.

Borderline hardy plants should be pruned after the last frost date (April 15th in Portland).

Hedges can be pruned three times between spring and fall. Renovation pruning is done in late winter to early spring.

Do not prune pithy or hollow stemmed plants (such as figs or bamboo) during rainy weather, to avoid potential rot.

Use the proper tool for the job: loppers for larger cuts, etc.

Always use sharp tools.

REFERENCES

[The American Horticultural Society Pruning & Training- Brickell & Joyce](#)

[The Sunset Garden Book](#)

[Pruning Simplified- Hill](#)

[Pruning How-To Guide for Gardeners- Stebbins & MacCaskey](#)

[Gardening with Conifers- Bloom](#)

Pruning Calendar

Guidelines, Tips and Timing for Pruning Trees, Shrubs and Vines



PORTLAND
NURSERY
www.portlandnursery.com